


THE MADISON™ GD80 DIRECT VENT GAS FIREPLACE

THE MADISON™ GD80 DIRECT VENT GAS FIREPLACE



BLOWER & REMOTE INCLUDED

The Only Premium Fireplace With These All Inclusive Features

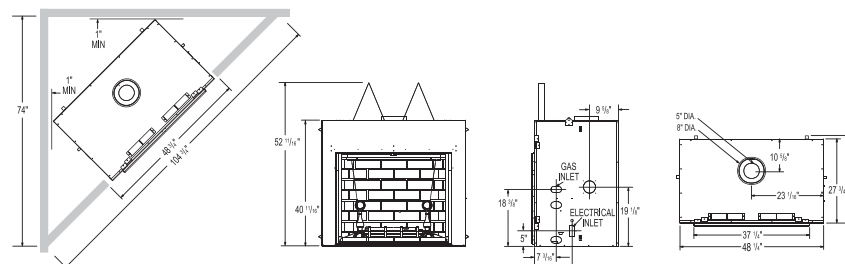
- Elegant cast iron andirons & grate - included
- Exclusive night light illuminating the decorative firebox and logs - included
- Full view operable safety screen - included
- Hand-held modulating thermostatic remote (controls flame, heat, blower and night light) - included
- Superior heat circulating blower with variable speed control - included
- Up to 43,000 BTU's • Heater rated
- 51.4% EnerGuide rating
- 78% steady state efficiency
- Immense 37" w x 30" h viewing area
- 50% flame/heat adjustment for maximum comfort and efficiency
- Available in either a true arch or rectangular design
- Realistic PHAZER™ logs, distinctive to The Madison™
- Exclusive advanced burner technology produces the most realistic flames in the industry
- 100% SAFE GUARD™ gas control system automatically and quickly shuts off the gas supply for your peace of mind
- Millivolt remote control natural gas valve with built-in adjustable flame/heat control
- No electricity required to light or operate - millivolt system ensures reliable use even during power failures - works without electricity
- President's Lifetime Limited Warranty



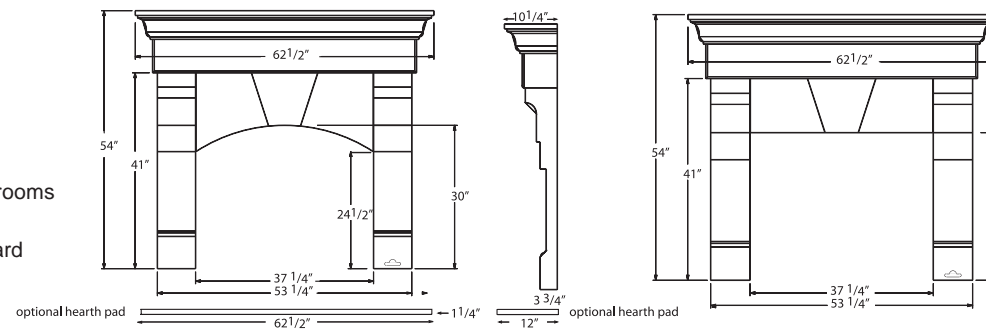
Options/Accessories

- Decorative doors in arched or rectangular design available in hammetone copper and hammetone pewter finish
- Solid wrought iron faceplate complete with double arched door
- OLD TOWN RED™ Brick panels, Sandstone brick panels, Sandstone Herringbone panels & Radiant Porcelain Reflective panels (one must be ordered to complete unit)
- Hot air distribution kit to circulate hot air to other rooms in your home

GD80 DIMENSIONS



The Chelmsford™ Mantel DIMENSIONS



Product Specifications

- Top vent
- No hearth extension required
- No chimney required
- Vents up to 40' vertically or 20' horizontally
- 5" & 8" venting
- Approved for bedrooms, bathrooms and bedsitting rooms
- Suitable for mobile homes
- Tested in both Canada & USA to the heating standard CSA 2.33 & 2.32 and ANSI Z21.86 & Z21.88
- Easily accessible hidden control panel
- Patented Napoleon direct vent technology

Other Napoleon Products



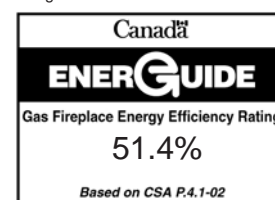
Consult your owner's manual for complete installation instructions. All specifications are subject to change without prior notice due to on-going product improvements. Products may not be exactly as shown. Patent US 5,307,801, 5,303,693, 75054-CAN.2.073.411, 2,082.915, 74589. Patents pending. ©Wolf Steel Ltd.



- 103 Miller Drive, Crittenden, Kentucky, USA 41030
- 24 Napoleon Road, Barrie, Ontario, Canada L4M 4Y8
- 7200 Trans Canada Highway, Montreal, Quebec, Canada H4T 1A3

PHONE: 705-721-1212 • FAX: 705-722-6031

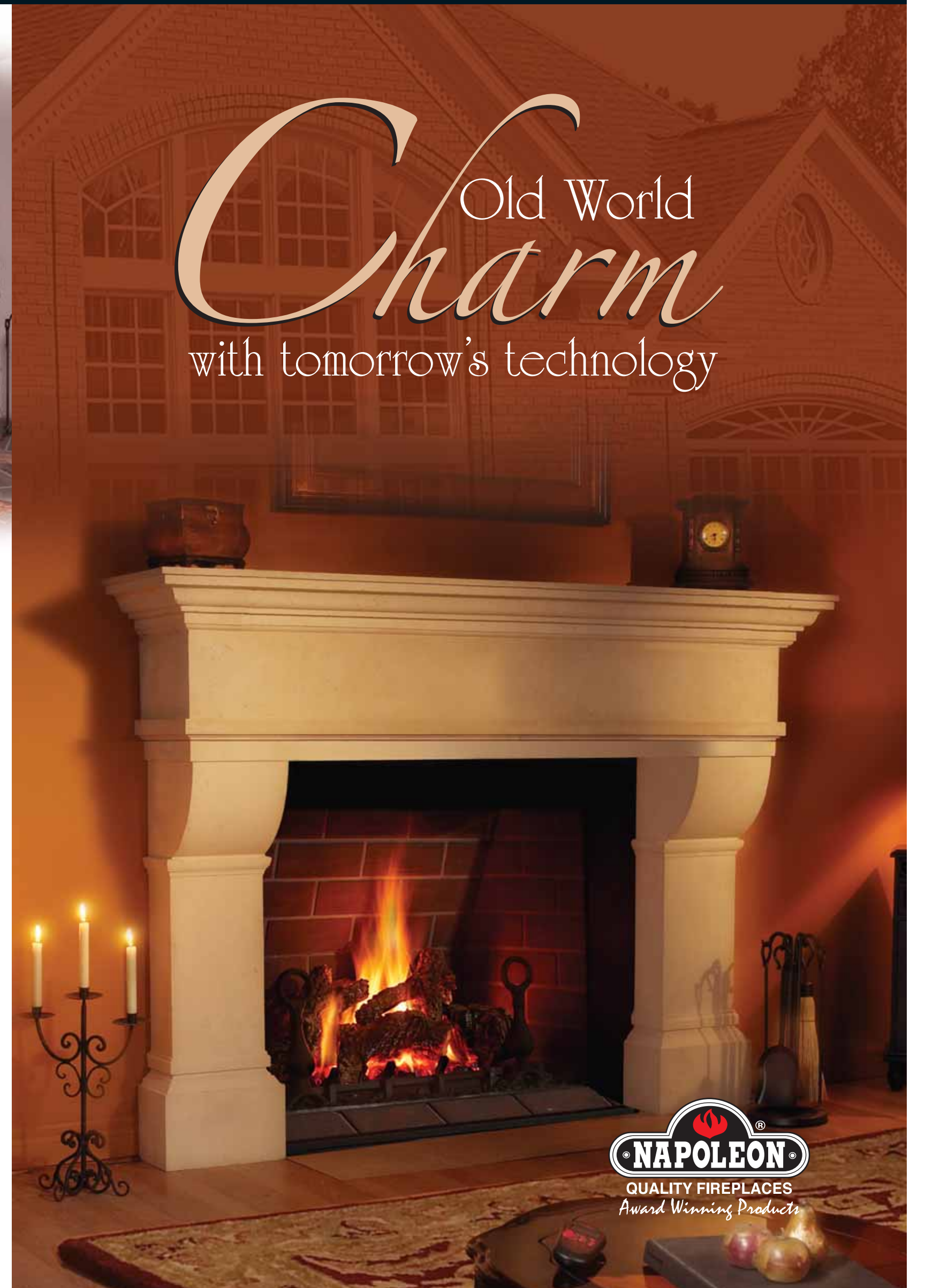
www.napoleonfireplaces.com



Authorized Dealer

Printed in Canada ADBR241 01/2006

Old World Charm with tomorrow's technology



Efficient Heat Exchanger

Napoleon's exclusive heat catalyzing chamber draws cool room air in, forcing it around the entire hot firebox and back out in the room with a high output heat circulating blower system, standard with every unit.

Award Winning Innovation and Design

Napoleon's exclusive PHAZER™ logs, crafted from only the finest ceramic fibres, together with the industry's most advanced flame technology, provides family and friends endless hours of comfort and enjoyment around the fire. No other direct vent gas fireplace gives you a more realistic flame.

A true masonry look



Exclusive to Napoleon; advanced fireplace technology allows for a true arch or rectangular design in the same fireplace

Shown with wrought iron faceplate complete with double arched doors


THE MADISON™

The Madison™ rekindles the romantic era when sitting by the fire melted away the chills of the world outside. The traditional aesthetics provide an exceptional, unobstructed viewing area with a frameless finish. An open look of a real wood burning fireplace emerges with all the conveniences of direct vent technology. This exclusive fireplace comes fully equipped with a multi function hand-held remote control (adjusting flame, heat, blower and exclusive night light), elegant solid cast iron andirons and grate, heat circulating blower, safety pull screen and advanced burner technology. All this and the choice of either a traditional arch or rectangular design to complement your decor. The Madison™... a celebration of lifestyle.

Decorative Panels




Sandstone Herringbone Panels



Radiant Porcelain Reflective Panels



Old Town Red™ Brick Panels



Sandstone Brick Panels

Optional Door Kits



Hammerstone Pewter Finish



Hammerstone Copper Finish



Rectangular Hammerstone Pewter Finish Door



Rectangular Hammerstone Copper Finish Door



Arched Hammerstone Pewter Finish Door



Arched Hammerstone Copper Finish Door

The Chelmsford™

Exclusive for the Madison™



Architectural cast stone mantel, available in decorative arch or traditional rectangular opening both in Savanna finish. Optional hearth pad also available.

